







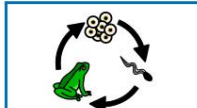

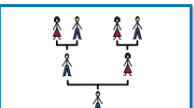

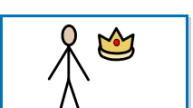
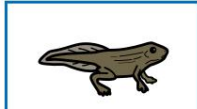


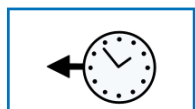
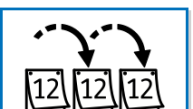








Wollaston Primary School- Knowledge Organiser- EYFS- Spring term 1

Books we will be reading	Other books we will be exploring.	Events we will take part in this term			
<div></div>	<ul style="list-style-type: none">• Rhinocorn rules• Elmer• Burglar Bill• Supertato• The wall and the wild• The bear and the piano• Rajiv's starry feelings• Six dinner Sid	<p>This term is very busy for our EYFS children. We will take part in world book day and enjoy a visit from a very special guest. We will have a visit from a postman and learn all about road safety and keeping our bodies safe. As Spring begins we will enjoy a walk in the village to meet some local animals and will also explore our school garden and planting on site. Keep a look out for our secret reader letter!</p>			
Key vocabulary for the term					
<div><p>life cycle</p></div>	<div><p>frog spawn</p></div>	<div><p>achievement</p></div>	<div><p>family tree</p></div>	<div><p>history</p></div>	<div><p>royal</p></div>
<div><p>froglet</p></div>	<div><p>tadpole</p></div>	<div><p>seasonal</p></div>	<div><p>spring</p></div>	<div><p>past</p></div>	<div><p>tradition</p></div>
<div><p>abstract</p></div>	<div><p>figurative</p></div>	<div><p>habitat</p></div>	<div><p>shelter</p></div>	<div><p>transport</p></div>	<div><p>present</p></div>

Maths Talk and Learn: Supporting White Rose Maths Building 9 and 10

Bonds to 10

Number bonds to 10 describe numbers that go together to make 10, for example 5 and 5 or 9 and 1.

Baby Bear has been collecting some flowers. He has put them in some ten-frames. Talk about how many more flowers Baby Bear needs to put on each ten-frame to make 10.



There are many ways to share 10 items into 2 sets. Talk about how the grapes have been shared on these 2 plates. Can you think of some other ways the grapes could be shared between the 2 plates?



How could the grapes be shared onto 3 plates?

Challenge Yourself:

- Place 2 small plates or dishes on a surface. From above, drop 10 pieces of dried pasta onto the plates. Talk about how many landed on each plate and on the table.

Composition to 10

composition partition part whole altogether



Look at the 2 sides of the ladybirds. How many spots are on each side? How many spots are there altogether? Can you talk about the parts and the wholes you can see?



Dora, Leni and Jeff have rolled 2 dice each. How many spots are on each of their dice? How many has each child rolled altogether? Who has rolled the highest number? Have any of the children rolled the same total?



Logan has rolled 2 dice and has a total of 10. What number must be on his other dice?

Challenge Yourself:

- Find 2 dice and roll them yourself to see what total you can make. What are the 2 parts shown on the

Doubles to 10

double not double twice as many

Which dominoes show doubles? Which ones are not doubles? How do you know?



Daddy Dog wants to eat double the bones. How many will he eat?



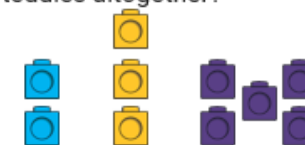
Explore Odds and Evens

odd even

How do you see the teddies? Can you describe the small parts of the whole group? Are the small groups an odd or even number? Are there an odd or even number of teddies altogether?



Are these cubes arranged in odd or even sets? Is the total odd or even?



Challenge Yourself:

- Go on an odd and even hunt around your home. Make a group of odds and a group of evens.

Maths Talk and Learn: Supporting White Rose Maths Building 9 and 10

Find and Represent 9 and 10



Talk about which pictures represent the number 9 and which pictures represent the number 10.



Show me 10 fingers. Now, show me 9 fingers. Can you show me 9 fingers in a different way?

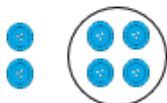


Look at this number line, which number is missing?

Compare Numbers to 10

When comparing one quantity to another, it can be:

more than




fewer than



the same as



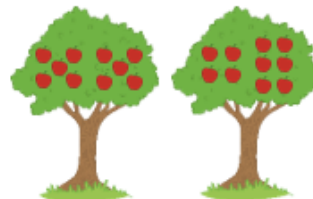
Remove the picture cards from a pack of cards. With a grown-up, turn over 2 cards. Compare the numbers and play a game of 'snap' by finding 2 cards that show the same number. Look at the cards on this page too. Talk about and compare the numbers you can see.



Conceptual Subitising to 10

see subitise group

What do you see on the trees? How do you see the groups of apples? Do the trees have the same number of apples?

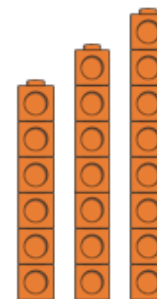


1 More and 1 Less

1 more
number

1 less
before

1 fewer
after



How many cubes would there be in the next tower?
How do you know?

Daniel has picked the number card showing 9. Which number card shows the number 1 more than 9? What is 1 less than 9?



How many people will be on the bus if 1 more person gets on? What would happen if 1 person got off at the bus stop instead?





Stretch: mmmmmountain
Handwrite: Maisie, mountain, mountain



Bounce: a-a-a-apple
Handwrite: Round the apple, down the leaf



Stretch: ssssssnake
Handwrite: Slither down the snake



Bounce: d-d-d-dinosaur
Handwrite: Round his bottom, up his tall neck, down to his feet




Bounce: g-g-g-girl
Handwrite: Round her face, down her hair and give her a curl



Bounce: o-o-o-orange
Handwrite: All around the orange



Bounce: c-c-c-caterpillar
Handwrite: Curl around the caterpillar



Bounce: k-k-k-kangaroo
Handwrite: Down the kangaroo's body, tail and leg



Bounce: t-t-t-tower
Handwrite: Down the tower, across the tower



Bounce: i-i-i-i-insect
Handwrite: Down the body, dot for the head



Stretch: nnnnnnet
Handwrite: Down Nobby, over his net



Bounce: p-p-p-pirate
Handwrite: Down the plait and over the pirate's face



Bounce: u-u-u-umbrella
Handwrite: Down and under, up to the top and draw the puddle



Bounce: b-b-b-boot
Handwrite: Down the laces to the heel, round the toe



Stretch: ffffflower
Handwrite: Down the stem, and draw the leaves



Bounce: e-e-e-egg
Handwrite: Lift off the top and scoop out the egg



Stretch: lllllleg
Handwrite: Down the long leg




Bounce: h-h-h-horse
Handwrite: Down the head to the hooves and over his back



Stretch: shhhh says the horse to the hissing snake



Stretch: rrrrrrobot
Handwrite: Down his back, then curl over his arm



Stretch: thhhh
Handwrite: The princess in the tower is rescued by the horse. She say: thhthankyou



Stretch: zzzzzzip
Handwrite: Zig-zag-zig



Bounce: ch-ch-ch-choo
The horse sneezes when the caterpillar's hairs get up his nose



Bounce: qu-qu-qu-queen
Handwrite: Round her head, up past her earrings and down her hair



Bounce: j-j-j-jack-in-a-box
Handwrite: Down his body curl and dot



Stretch: vvvvvvulture
Handwrite: Down a wing, up a wing




Bounce: y-y-y-yak
Handwrite: Down a horn up a horn and under his head



Bounce: w-w-w-worm
Handwrite: Down, up, down, up



Bounce: x-x-x-x-exercise
Handwrite: Down the arm and leg and repeat the other side



thiag on a strig
1. thiag, ping, string, wing, sing, song, pong, song, bong



I think I stink
1. think, stink, wink, sink, blink, link, pink, pluck, thank, suck

SET 2 SOUNDS



Red Words Set 1

I	the	my	you	said
your	are	be	of	no